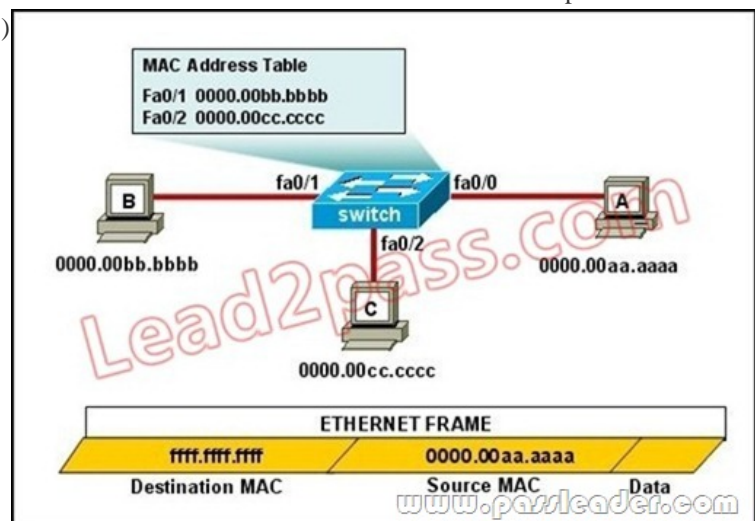
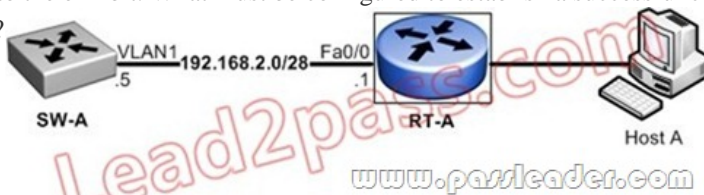


[2016-NEW! Accurate 238q 100-101 Exam Questions With VCE Dumps Offered By PassLeader (Question 21 & Question 40)

Pass Cisco 100-101 exam easily by learning PassLeader 100-101 dumps! PassLeader now are offering the newest Cisco CCENT 100-101 exam dumps, the PassLeader 100-101 braindump contain all real 100-101 exam questions, 100% valid now! PassLeader now supply both 100-101 VCE dumps and 100-101 PDF dumps, which are really the best 100-101 study materials! ATTENTION PLEASE!!! The CCENT 100-101 exam will be retired on 20/Aug/2016, then, the 100-101 exam will be totally replaced by the new 100-105 exam! The newest 100-105 exam dumps collection: <http://www.mctsible.com/?s=100-105> Free 100-105 PDF dumps from Google Drive: https://drive.google.com/open?id=0B-ob6L_QjGLpZHLiX0IUeE1Ccms keywords: 100-101 exam,238q 100-101 exam dumps,238q 100-101 exam questions,100-101 pdf dumps,100-101 practice test,100-101 vce dumps,100-101 study guide,100-101 braindumps,Interconnecting Cisco Networking Devices Part 1 Exam P.S. Download Free 100-101 PDF Dumps From Google Drive: https://drive.google.com/open?id=0B-ob6L_QjGLpWXpiS19TTDNrdzg QUESTION 21 Refer to the exhibit. The MAC address table is shown in its entirety. The Ethernet frame that is shown arrives at the switch. What two operations will the switch perform when it receives this frame? (Choose two.)

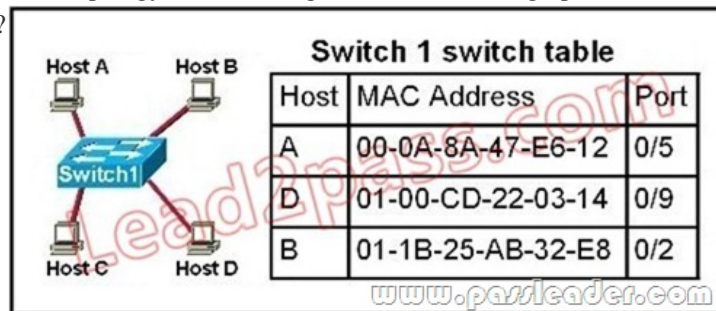


A. The switch will not forward a frame with this destination MAC address. B. The MAC address of 0000.00aa.aaaa will be added to the MAC Address Table. C. The MAC address of ffff.ffff.ffff will be added to the MAC address table. D. The frame will be forwarded out all active switch ports except for port fa0/0. E. The frame will be forwarded out fa0/0 and fa0/1 only. F. The frame will be forwarded out all the ports on the switch. Answer: BD QUESTION 22 On a Cisco switch, which protocol determines if an attached VoIP phone is from Cisco or from another vendor? A. RTP B. TCP C. CDP D. UDP Answer: C QUESTION 23 Refer to the exhibit. What must be configured to establish a successful connection from Host A to switch SW-A through router RT-A?

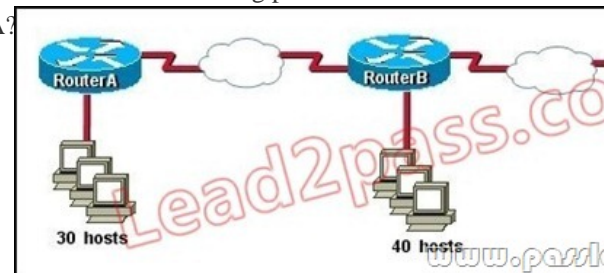


A. VLAN 1 on RT-A B. IP routing on SW-A C. default gateway on SW-A D. crossover cable connecting SW-A and RT-A Answer: C QUESTION 24 A switch receives a frame on one of its ports. There is no entry in the MAC address table for the destination MAC address. What will the switch do with the frame? A. drop the frame B. forward it out of all ports except the one that received it C. forward it out of all ports D. store it until it learns the correct port Answer: B QUESTION 25 At which layer of the OSI model does the protocol that provides the information that is displayed by the show cdp neighbors command operate? A. application B. transport C. network D. physical E. data link Answer: E QUESTION 26 Which two characteristics apply to Layer 2 switches? (Choose two.) A. increases the number of collision domains B. decreases the number of collision domains C. implements VLAN D. decreases the number of broadcast domains E. uses the IP address to make decisions for forwarding data packets Answer: AC QUESTION 27 Which two commands will display the current IP address and basic Layer 1 and 2 status of an

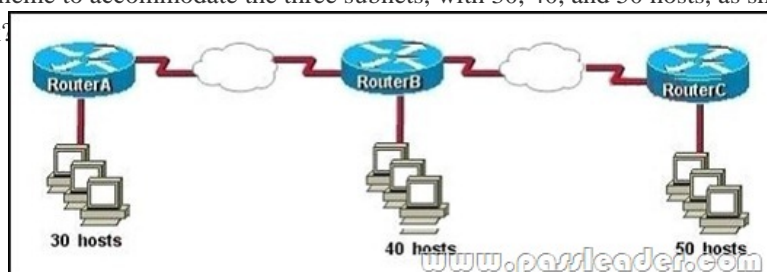
interface? (Choose two.) A. router#show versionB. router#show ip interfaceC. router#show protocolsD. router#show controllersE. router#show running-config Answer: BC QUESTION 28Which two characteristics describe the access layer of the hierarchical network design model? (Choose two.) A. layer 3 supportB. port securityC. redundant componentsD. VLANsE. PoE Answer: BD QUESTION 29Refer to the topology and switching table shown in the graphic. Host B sends a frame to Host C. What will the switch do with the frame?



A. drop the frameB. send the frame out all ports except port 0/2C. return the frame to Host BD. send an ARP request for Host CE. send an ICMP Host Unreachable message to Host BF. record the destination MAC address in the switching table and send the frame directly to Host C Answer: B QUESTION 30What is the purpose of assigning an IP address to a switch? A. provides local hosts with a default gateway addressB. allows remote management of the switchC. allows the switch to respond to ARP requests between two hostsD. ensures that hosts on the same LAN can communicate with each other Answer: B QUESTION 31Which three statements are true about the operation of a full-duplex Ethernet network? (Choose three.) A. There are no collisions in full-duplex mode.B. A dedicated switch port is required for each full-duplex node.C. Ethernet hub ports are preconfigured for full-duplex mode.D. In a full-duplex environment, the host network card must check for the availability of the network media before transmitting.E. The host network card and the switch port must be capable of operating in full-duplex mode. Answer: ABE QUESTION 32Which router command can be used to determine the status of Serial 0/0? A. show ip routeB. show interfacesC. show s0/0 statusD. debug s0/0E. show runF. show version Answer: B QUESTION 33What is the subnet address of 172.16.159.159/22? A. 172.16.0.0B. 172.16.128.0C. 172.16.156.0D. 172.16.159.0E. 172.16.159.128F. 172.16.192.0 Answer: C QUESTION 34An administrator is working with the 192.168.4.0 network, which has been subnetted with a /26 mask. Which two addresses can be assigned to hosts within the same subnet? (Choose two.) A. 192.168.4.61B. 192.168.4.63C. 192.168.4.67D. 192.168.4.125E. 192.168.4.128F. 192.168.4.132 Answer: CD QUESTION 35Refer to the exhibit. The internetwork is using subnets of the address 192.168.1.0 with a subnet mask of 255.255.255.224. The routing protocol in use is RIP version 1. Which address could be assigned to the FastEthernet interface on RouterA?



A. 192.168.1.31B. 192.168.1.64C. 192.168.1.127D. 192.168.1.190E. 192.168.1.192 Answer: D QUESTION 36What is the network address for the host with IP address 192.168.23.61/28? A. 192.168.23.0B. 192.168.23.32C. 192.168.23.48D. 192.168.23.56E. 192.168.23.60 Answer: C QUESTION 37What is the best practice when assigning IP addresses in a small office of six hosts? A. Use a DHCP server that is located at the headquarters.B. Use a DHCP server that is located at the branch office. C. Assign the addresses by using the local CDP protocol.D. Assign the addresses statically on each node. Answer: D QUESTION 38Refer to the exhibit. The enterprise has decided to use the network address 172.16.0.0. The network administrator needs to design a classful addressing scheme to accommodate the three subnets, with 30, 40, and 50 hosts, as shown. What subnet mask would accommodate this network?



A. 255.255.255.192 B. 255.255.255.224 C. 255.255.255.240 D. 255.255.255.248 E. 255.255.255.252 Answer: A

QUESTION 39 Which two statements describe the IP address 10.16.3.65/23? (Choose two.) A. The subnet address is 10.16.3.0 255.255.254.0. B. The lowest host address in the subnet is 10.16.2.1 255.255.254.0. C. The last valid host address in the subnet is 10.16.2.254 255.255.254.0. D. The broadcast address of the subnet is 10.16.3.255 255.255.254.0. E. The network is not subnetted. Answer: BD

QUESTION 40 Given a Class C IP address subnetted with a /30 subnet mask, how many valid host IP addresses are available on each of the subnets? A. 1 B. 2 C. 4 D. 8 E. 252 F. 254 Answer: B

Download the newest PassLeader 100-101 dumps from passleader.com now! 100% Pass Guarantee! 100-101 PDF dumps & 100-101 VCE dumps:
<http://www.passleader.com/100-101.html> (238 Q&As) (New Questions Are 100% Available and Wrong Answers Have Been Corrected!) P.S. Free 100-101 PDF dumps download from Google Drive:
https://drive.google.com/open?id=0B-ob6L_QjGLpWXpiS19TTDNRdzg (Explanation For Every Question Is Available!)